

ADDENDUM

Owner Contractor
Architect Field

Project Name: Roberts County Courthouse
Historic Restoration
Miami, Texas

Addendum No.: **One (1)**
Date: Nov 10, 2008
Project No.: 03133

This addendum shall be considered part of the Contract Documents for the above mentioned project as though it has been issued at the same time and incorporated integrally therewith. Where provisions of the following supplementary data differ from those of the original Contract Documents, this Addendum shall govern and take precedence.


Bidders are hereby notified that they shall make any necessary adjustments in their estimates on account of this Addendum. It will be construed that each Bidder's proposal is submitted with full knowledge of all modifications and supplemental data specified herein.

Item No. One: Bid date: The bid date is extended to 16 Dec 2008.


Item No. Two: Additional Pre-Bid Meeting: An additional pre-bid date is set for 18 Nov 2008. Separate meetings will be held for the different crafts as follows:
9:00 AM: Restoration Carpentry Contractors,
10:00 AM: Restoration Painting Contractors,
11:00 AM: Restoration Plaster Contractors,
1:00 PM: HVAC, Plumbing,
2:00 PM: Electrical,
3:00 PM: Environmental
4:00 PM: All remaining disciplines.

Item No. Three: Drawing A2.2: Replace the original drawing A2.2 with the attached drawing A2.2.

END OF ADDENDUM



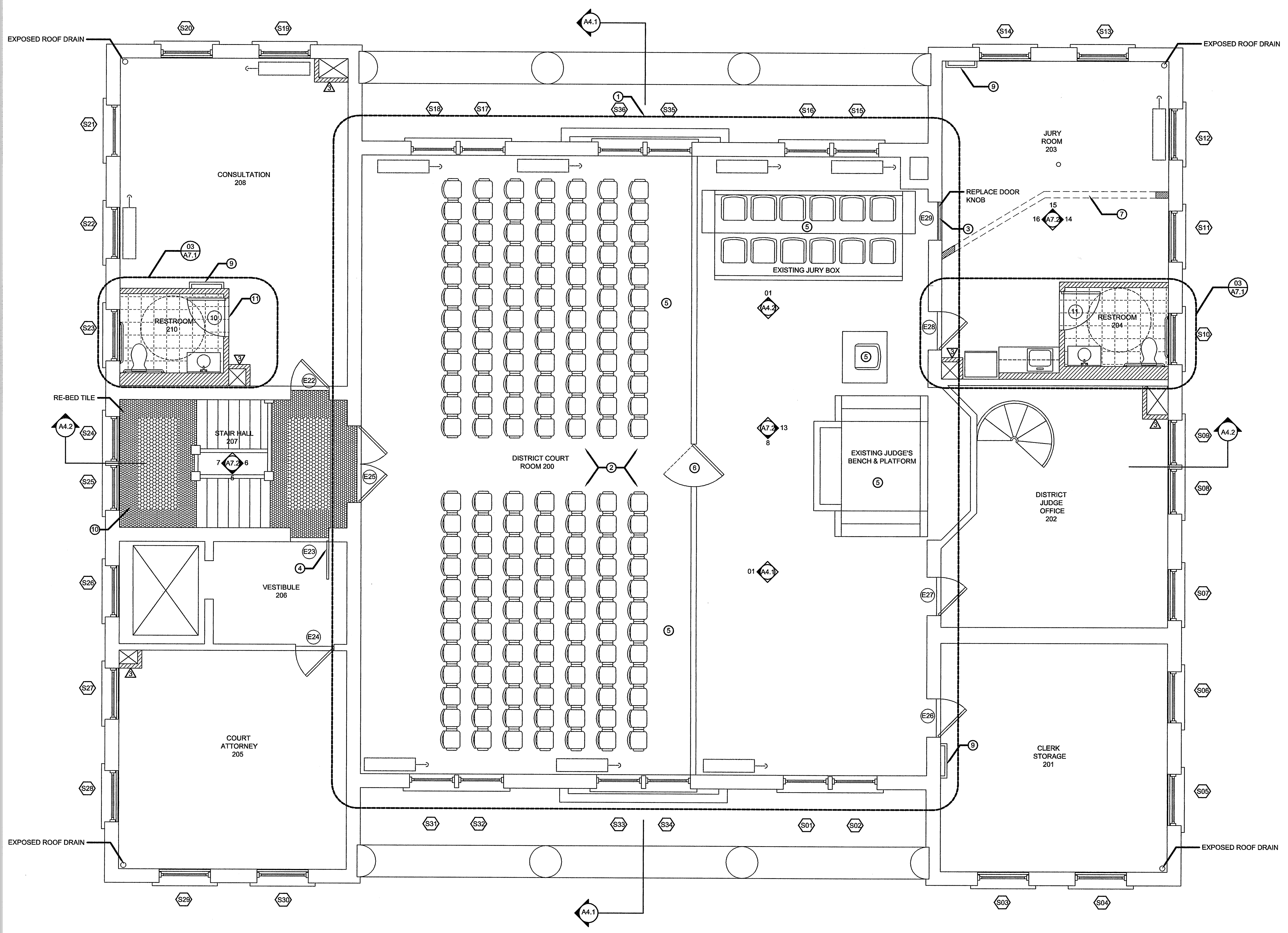
Preservation Associates
 Michael Peters, AIA
 Joe Grimes, P.E.
 P.O. Box 65
 Wolforth, Texas 79382
 (806) 863-2462
 (806) 698-1110



YEAR 2004 IMPROVEMENTS
COURTHOUSE RESTORATION
 FOR
 ROBERTS COUNTY
 MIAMI, TEXAS

DATE: 15Oct08
 DRAWN: LBC
 CHECKED:
 REVISION:
 DATE:
 JOB # 03133

SHEET NO.
A2.2



2ND FLR. NOTES

- ① RESTORE ORIGINAL VAULTED CLG. OVER COURTROOM. RECREATE HISTORICAL PLASTER CORNICE AND MOLDINGS.
- ② REFINISH CONCRETE FLOORS IN ALL AREAS.
- ③ EXISTING DOOR TO BE OPERABLE BUT LOCKED.
- ④ RELOCATED DOOR TO BE FIXED IN PLACE.
- ⑤ FURNITURE AND SEATING IS EXISTING TO BE REFURBISHED AND REINSTALLED. WOOD RAILING, WALL PANELING, DOORS AND FRAMES IN COURTROOM TO BE REFINISHED.
- ⑥ INSTALL NEW SWINGING GATE TO MATCH HISTORICAL APPEARANCE.
- ⑦ REBUILD STUB WALL 1'-0" DOWN FROM CEILING TO MATCH LOCATION OF HISTORIC WALL.
- ⑧ INSTALL INTERIOR INSULATING WINDOWS AT ALL WINDOW LOCATIONS EXCEPT IN DISTRICT COURTROOM 200 AND S26. SEE DETAIL 08/A7.3.
- ⑨ METAL LADDER ATTACHED TO WALL FOR CEILING ACCESS PANEL TO ATTIC.
- ⑩ RE-BED MOSAIC TILE AT STAIR LANDING.
- ⑪ RE-USE HARDWARE, HINGES, ETC FROM EXISTING DOOR THAT WAS REMOVED.

Floor Plan Legend

- NEW CERAMIC TILE
- NEW WALLS, SEE DETAILS FOR CONSTRUCTION
- EXIST. MOSAIC TILE TO REMAIN.
- EXIST. RADIATORS TO REMAIN.

SECOND FLOOR PLAN
 Scale: 1/4" = 1'-0"

